

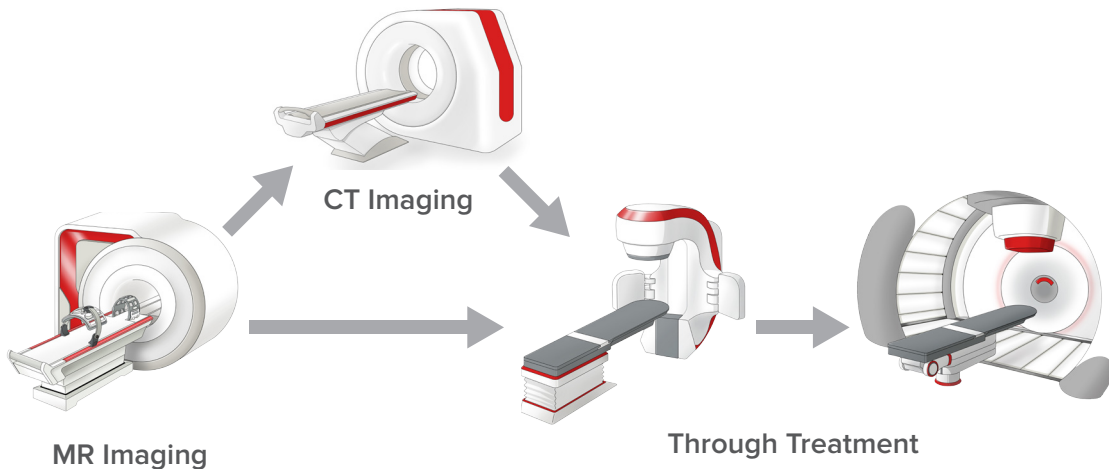
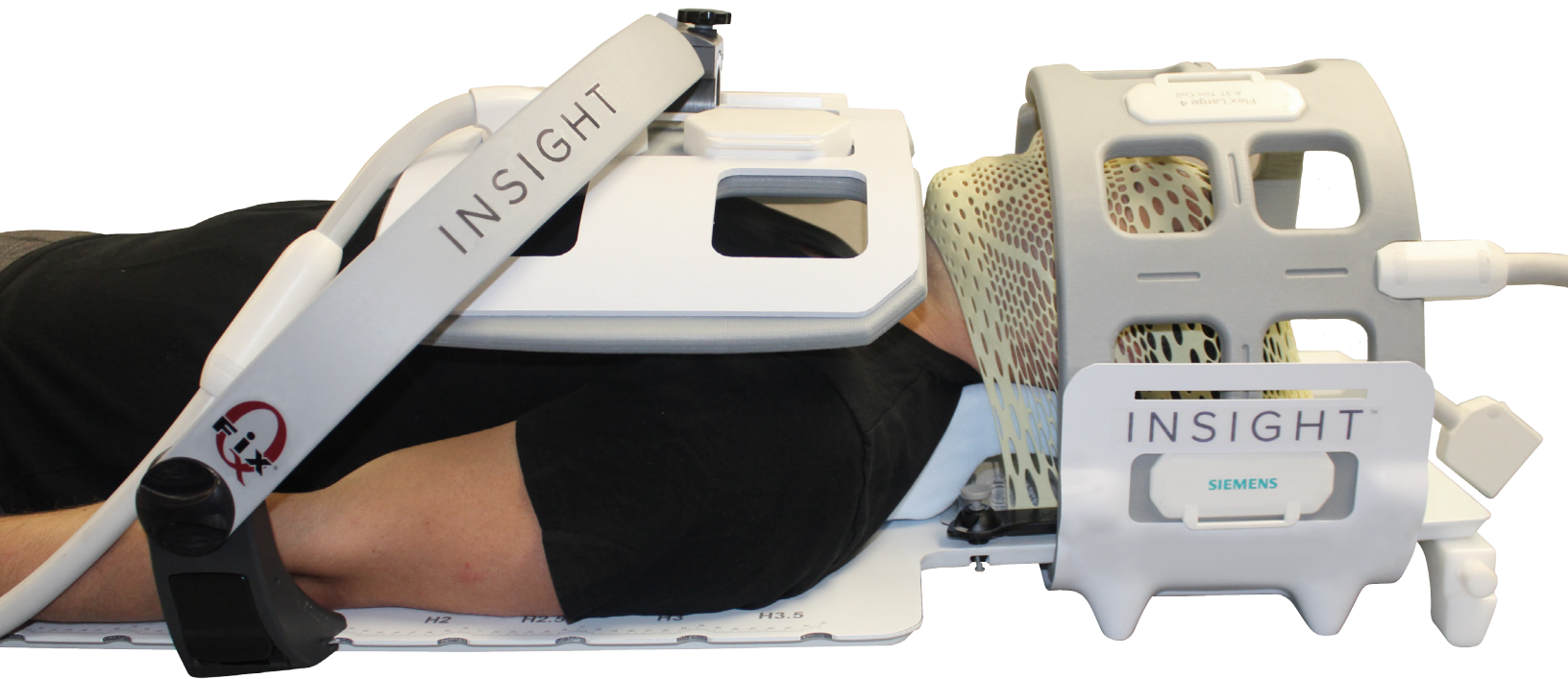


positioning
patients for life.®

INSIGHT™

MRI Overlay and Coil Holders

Enabling MR Imaging in the Same Position as Treatment



For Siemens® MAGNETOM® Aera® and Skyra®

INSIGHT™

INSIGHT

The implementation of MR to radiation therapy is driven by the enhanced soft tissue contrast MRI offers for treatment planning when compared with images acquired with CT scanners. MR allows improved tumor definition compared with CT planning alone. Qfix MRI patient positioning solutions help make high quality MR in RT possible.

Insight™ Overlay and Coil Holders are designed to enable MR imaging in the same position as treatment. This supports MR / CT fusion techniques as well as MR only. The Insight MR Overlay features Varian Exact® Indexing notches every 70 millimeters, allowing patient setups to be seamlessly reproduced on various imaging table tops and treatment couch tops.

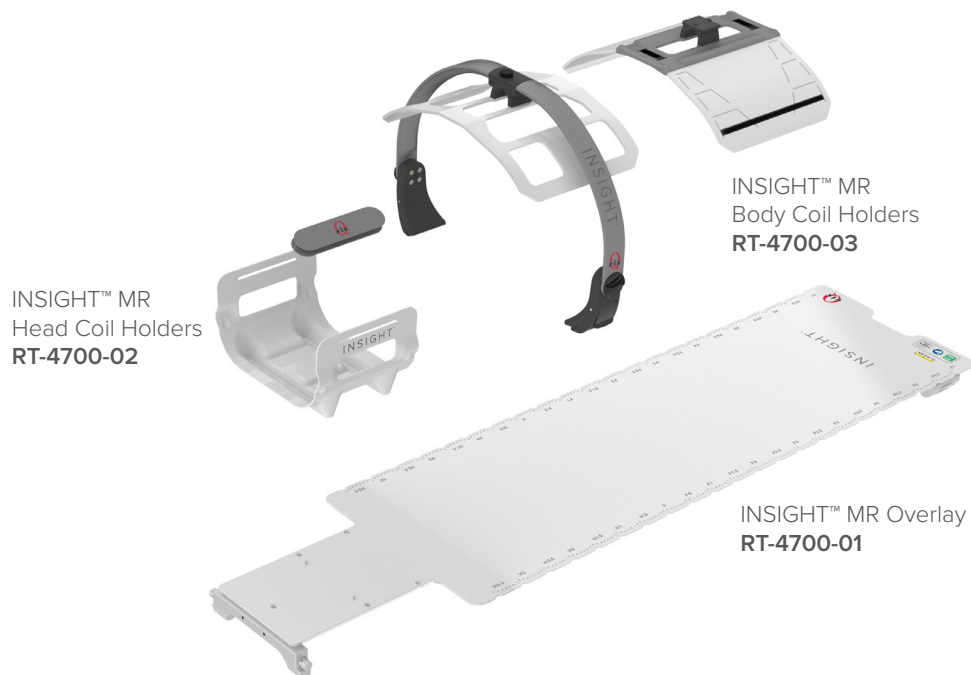
INSIGHT™ MR OVERLAY

Insight MR Overlay mounts to compatible Siemens® MAGNETOM® Aera® and Skyra® table tops allowing the use of MR compatible patient positioning devices during MR scanning for radiotherapy.

INSIGHT™ MR Coil Holders

Insight™ MR Coil Holders are intended to position body and head coils allowing the patient to undergo imaging in the same position as that of the treatment position. Coil holders are available for Siemens® MAGNETOM® Aera® and Skyra® scanners using the Flex 4 , Body 6, and Body 18 coils.

Please contact Qfix for more details on compatibility with Siemens® MR Systems.



Qfix
Avondale, PA
+1 610.268.0585
sales@Qfix.com
www.Qfix.com

RT-4700-01	INSIGHT MR Overlay
RT-4700-02	INSIGHT MR Head Coil Holders
RT-4700-03	INSIGHT MR Body Coil Holders